


KEY PERFORMANCE FEATURES

- Broad Frequency Coverage 2-18 GHz
- Variety of Negative Gain Slopes
- Low Ripple and VSWR
- Compact and Ruggedized Packaging
- Package Options: Drop-In, SMA/2.9mm & SMP



PRODUCT DESCRIPTION

AKON's product line of Ruggedized Microwave Gain Equalizers operate over a frequency range of 2 to 18 GHz. All of the designs utilize thin-film passive and absorptive circuitry that results in excellent electrical performance and reliability over extreme temperature.

AKON products are designed to withstand the demanding environments of Military, Space and Industrial applications. Our compact and ruggedized products are designed to handle stringent mechanical shock/vibrations, temperature cycling, altitude and temperature extremes.

Reliability is a key feature of AKON products and to ensure this we perform ESS testing on all of our products. AKON offers an off-the-shelf screening option called its "H" series, per Mil-STD-883 level B that is available on all of its RF & Microwave Components. **For custom electrical, mechanical, and screening options, please contact AKON Sales: sales@akoninc.com (or) 408-432-8039.**

SPECIFICATIONS:

Model Number	Frequency (GHz)	Insertion Loss (dB)		Ripple +/- (dB)	Slope dB/GHz	VSWR	Power Handling (dBm)	Pkg.	EAR99/ITAR
		@ 2 GHz	@ 18 GHz						
GEX-2018-N1	2 - 18	7.0	3.0	+/- 0.75	0.25	2.0:1	30	D, C, S	EAR99
GEX-2018-N2	2 - 18	6.5	3.0	+/- 0.75	0.22	2.0:1	30	D, C, S	EAR99
GEX-2018-N3	2 - 18	6.0	3.0	+/- 0.75	0.19	2.0:1	30	D, C, S	EAR99
GEX-2018-N4	2 - 18	5.5	2.5	+/- 0.50	0.19	2.0:1	30	D, C, S	EAR99
GEX-2018-N5	2 - 18	5.0	2.5	+/- 0.50	0.16	2.0:1	30	D, C, S	EAR99
GEX-2018-N6	2 - 18	4.5	2.0	+/- 0.50	0.16	2.0:1	30	D, C, S	EAR99
GEX-2018-N7	2 - 18	14.0	4.0	+/- 1.0	0.625	2.0:1	30	D, C, S	EAR99

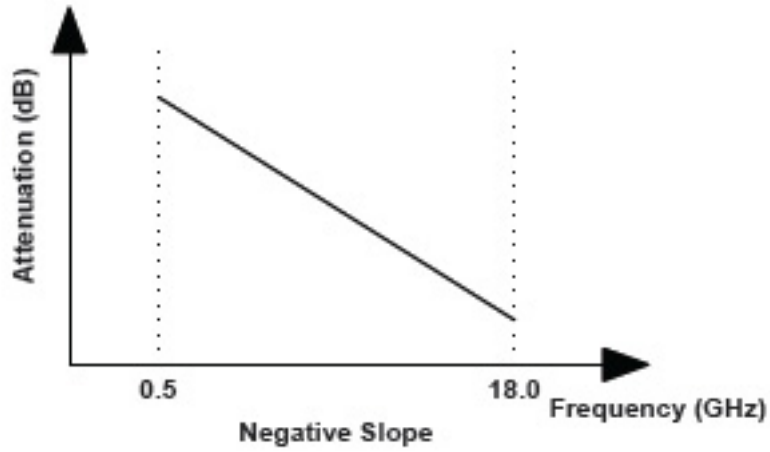
AKON, Inc. and its affiliates reserve the right to make changes to the product(s) or information contained herein without notice.

All products are measured in 50-ohm system, over a temperature Range of -54° to +85° C.

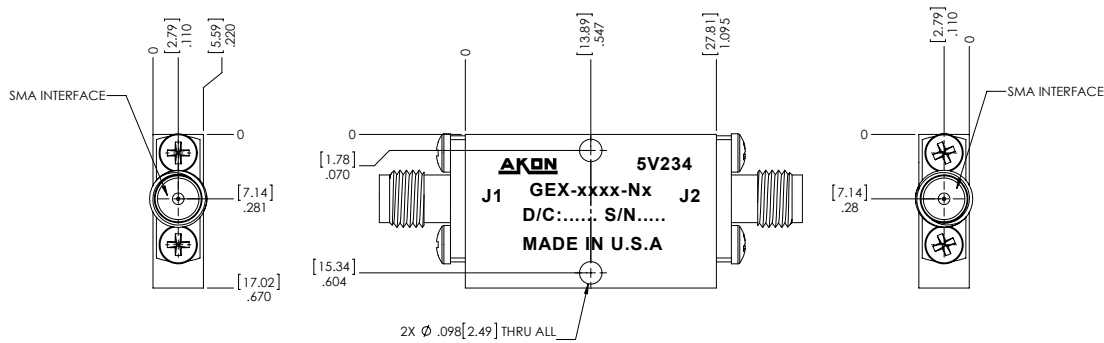
Note: Packaging Options: D = Drop-In, C = F-SMA, S = SMP (Model Number Example: GEX-2018-N1D)

Note: All dimensions are specified in inches (mm)

PERFORMANCE



OUTLINE DRAWING



OUTLINE DRAWING

